

Benchtop autoclaves with prevacuums and drying

AHS-B Series **CLASSIC LINE**

Technical information



Why choose RAYPA?

Expert manufacturer, original design,
global brand



GLOBAL REACH

With half a century of experience, we have a long list of satisfied customers around the world. Currently, we export 85% of our annual turnover and have a stable network of distributors with presence in over 100 countries.



EFFICIENT TECHNICAL SERVICE

Our team of highly qualified technicians and engineers is expert in our products. If you experience a technical issue, it will be our priority to rectify it. When you purchase a RAYPA unit, you're guaranteed top-level support and technical assistance.



EXPERT MANUFACTURER

After more than 45 years in the industry, RAYPA is a global leader in the manufacture of laboratory autoclaves. Each of our autoclaves is designed and manufactured entirely within our modern facility equipped with the latest technology.



FULL AND CUSTOMIZABLE RANGE

We offer an extensive portfolio of laboratory autoclaves to cover multiple applications and market segments. Discover the combination of autoclave model and accessories that best fits your needs within our 11 series and 35 available models.



INNOVATION AND QUALITY

Our products feature advanced technology, ongoing innovation, superior construction quality, and are designed for a long service life. Our technical and engineering staff works tirelessly every day to optimize our products and exceed our customers' expectations.



COMPREHENSIVE CONSULTANCY

Our team of specialists assesses each project and provides guidance to clients on the option that best suits their requirements. After the sale, we offer training on the use and recommended maintenance of each unit to ensure its optimal operation and extend its lifespan.

Benchtop autoclaves with prevacuums and drying

The AHS-B Series benchtop autoclaves with front-loading access cover all laboratory sterilization needs in many industries and research facilities with the aim of increasing the productivity of the laboratory. The great chamber capacity, the integrated independent steam generator, the touchscreen display, the independent clean water tank and waste water tank, the initial prevacuum pulses and the final vacuum drying result in an excellent autoclave to perform from the simplest to the most demanding applications.

RECOMMENDED APPLICATIONS



Porous solids and wrapped objects



Objects of complex geometries



Plastics and metal objects



Glassware



Laboratory waste bags



Liquids and culture media



AHS-B Series

MAIN FEATURES

EXCELLENT PERFORMANCE

AHS-B Series autoclaves offer excellent performance for various sterilization procedures. They are equipped with an independent integrated steam generator, a vacuum pump and a heating jacket to guarantee the correct penetration of steam in all types of loads and completely dry solid objects.

EASY INSTALLATION AND USE

Every AHS-B Series autoclave is a plug and play equipment that does not need dedicated installation connections. They are equipped with a 5" color touchscreen and 50 programs, include an independent clean water tank that automatically feeds the steam generator and optional upgrade for water feeding directly from the mains. The discharge is sent to a manually drained waste water tank.

MULTIPLE TYPES OF STERILIZATION CYCLES

Several options available to perform solids or liquids sterilizations. Programmable parameters: automatic preheating, programmed start, initial pre-vacuum pulses, final vacuum drying duration and optional flexible temperature probe for liquids sterilization.

SAFETY FIRST

AHS-B Series autoclaves are equipped with several features to ensure the safety of the operators. These include safety thermostats, water level detectors, an open door detection system and an independent pneumatic safety system that locks the main door while there is positive pressure inside the sterilization chamber.

ADVANTAGES



Heating by an independent integrated powerful steam generator.



Adjustable number of initial prevacuum pulses to guarantee proper steam penetration on items of complex geometries and large loads.



Final vacuum drying feature by a heating jacket and a vacuum pump to completely dry solid loads.



Sterilization chamber and door made of high quality stainless steel grade AISI-316L extremely resistant to corrosion.



Equipment built following all applicable European Union quality, regulatory and safety standards.



Control by a PID microprocessor and a 5" touchscreen, with 50 available programs, adjustable by time, temperature, number of prevacuum pulses, drying time and type of sterilization cycle (solids or liquids, with optional flexible probe control).



Surpasses Vacuum Leak and Bowie Dick test cycles.



Suitable to sterilize all types of loads, including wrapped goods, fabric loads, porous and hollow objects and items of complex geometries with cavities thanks to the standard initial prevacuum phase.



Automatic clean water feed to the integrated steam generator from the independent water tank, with water level sensors included in both locations. Optional upgrade to fully automatic water feed directly from water network.



The discharge of each cycle is always directly sent to the independent waste water tank to minimize long term sterilization chamber and clean water tank corrosion and calcification processes.



Programmable auto-preheating and auto-start.



Optional software for sterilization data management.



Plug and play equipment, no plumbing required.



User management with administrator hierarchy.

OPERATING PRINCIPLE

AHS-B Series autoclaves provide a solution for the multiple sterilization needs of any laboratory, including wrapped and unwrapped solids, textile loads, porous and hollow objects, plastics, metal utensils, laboratory waste bags, liquids, culture media, glassware and other laboratory items.

The load has to be placed into the vessel's trays or basket and, after manually filling the independent clean water tank with purified water, the equipment starts to create the initial prevacuum, automatically feeds water to the independent integrated steam generator, generating saturated steam that is directly injected into the sterilization chamber until the set combination of sterilization time and sterilization temperature is reached.



OPERATION OF A STERILIZATION CYCLE FOR SOLIDS

PREHEATING PHASE

- In this initial step, the user has the option to set a preheating temperature of up to 70°C to shorten the duration of the sterilization cycle.

PREVACUUM PHASE

- In this phase, the vacuum pump of the equipment mechanically removes air from the chamber and through a single or multiple vacuum pulses of -0.75 Bargs. This allows the steam to penetrate load objects of complex geometries that couldn't otherwise be reached with a simple displacement of the air by gravity.

HEATING PHASE

- After completing the prevacuum phase, the powerful independent steam generator assembled outside the sterilization chamber heats up dramatically and injects saturated steam throughout the chamber.

STERILIZATION PHASE

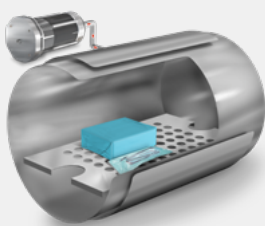
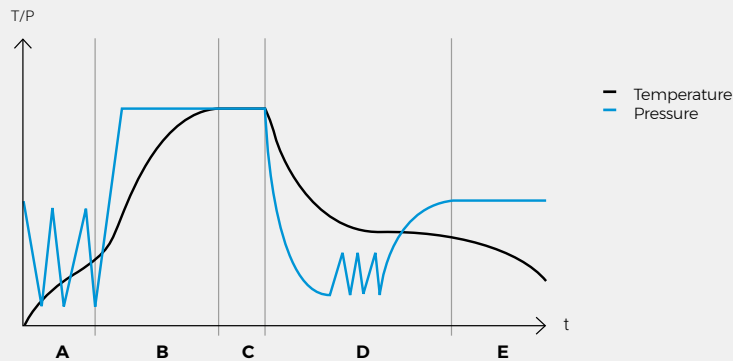
- Upon reaching the set sterilization temperature inside the chamber, the sterilization phase begins, accurately sustaining the temperature throughout the duration of this phase.
- This crucial step is controlled by a PT-100 Class A temperature probe located within the chamber. As an option for liquids sterilization processes, this phase can be regulated by a PT-100 Class A flexible temperature probe located inside a sample.

VACUUM DRYING PHASE

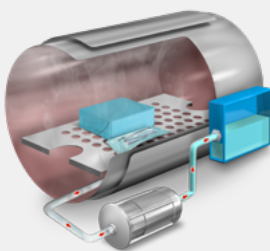
- Once the sterilization phase is finished, only for the solids programs, vacuum drying starts, where multiple vacuum pulses occur while the heating jacket is turned on, completely drying the load.

COOLING PHASE

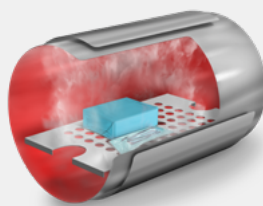
- Once the vacuum drying phase is completed, natural cooling begins and an acoustic beep will sound when a safe temperature is reached that allows the chamber to be opened.



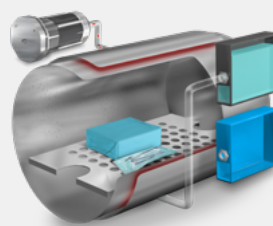
A. Prevacuum phase



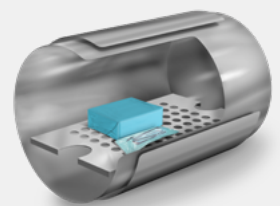
B. Heating phase



C. Sterilization phase



D. Vacuum drying phase



E. Cooling phase

PREDEFINED PROGRAMS

Program No.	Program name	Prevacuum pulses	Sterilization temperature °C	Sterilization time min	Drying time min	Program mode	Flexible probe regulation
P1	BD	3	134	4'	4'	Solids	-
P2	Vacuum	1	-	-	-	Solids	-
P3	Porous-134	3	134	4'	15'	Solids	-
P4	Prion-134	3	134	18'	20'	Solids	-
P5	Porous-121	3	121	20'	15'	Solids	-
P6	Hollow-134	3	134	4'	10'	Solids	-
P7	Hollow-121	3	121	20'	10'	Solids	-
P8	Wrapped-134	1	134	7'	20'	Solids	-
P9	Wrapped-121	1	121	20'	20'	Solids	-
P10	Solids-134	1	134	4'	10'	Solids	-
P11	Solids-121	1	121	20'	10'	Solids	-
P12	Flash-134	1	134	3'	1'	Solids	-
P13	Liquid	1	121	30'	-	Liquids	-
P14	Liquid probe	1	121	15'	-	Liquids	Yes

The AHS-B Series autoclaves have 50 programs, from P1 to P50, and the first fourteen are predefined and protected.

The rest of the programs, from P4 to P9, can be edited by adjusting the following parameters:

- Number of prevacuum pulses.
- Sterilization temperature.
- Sterilization time.
- Final drying time.
- Sterilization mode (solids or liquids).
- Temperature regulation of the sterilization cycle can be done through the chamber temperature probe or through the combined use of the chamber probe and the flexible probe.


DIGITAL MICROPROCESSOR WITH TOUCHSCREEN

Digital microprocessor with a 5" TFT - LCD touchscreen for an easy parameters selection.

During the execution of a sterilization cycle, key parameters such as phase, temperature, pressure, alerts and errors are displayed. At the end of the cycle, the graphical results can be displayed.




LOADING CAPACITIES



ISO ERLLENMEYER FLASKS

Autoclave model	Usable volume L	250mL (Ø85 x 143mm)			500mL (Ø105 x 183mm)			1000mL (Ø131 x 230mm)			2000mL (Ø166 x 280mm)		
		Total baskets	Units / basket	Total units	Total baskets	Units / basket	Total units	Total baskets	Units / basket	Total units	Total baskets	Units / basket	Total units
AH-21-B	21	1	8	8	1	4	4	0	0	0	0	0	0
AHS-50-B	50	1	14	14	1	8	8	1	5	5	1	2	2
AHS-75-B	75	1	26	26	1	15	15	1	8	8	1	3	3



ISO BOTTLES

Autoclave model	Usable volume L	250mL (Ø70 x 143mm)			500mL (Ø80 x 185mm)			1000mL (Ø101 x 230mm)			2000mL (Ø136 x 260mm)		
		Total baskets	Units / basket	Total units	Total baskets	Units / basket	Total units	Total baskets	Units / basket	Total units	Total baskets	Units / basket	Total units
AH-21-B	21	1	8	8	1	8	8	0	0	0	0	0	0
AHS-50-B	50	2	20	40	1	14	14	1	8	8	1	5	5
AHS-75-B	75	2	32	64	1	26	26	1	15	15	1	8	8

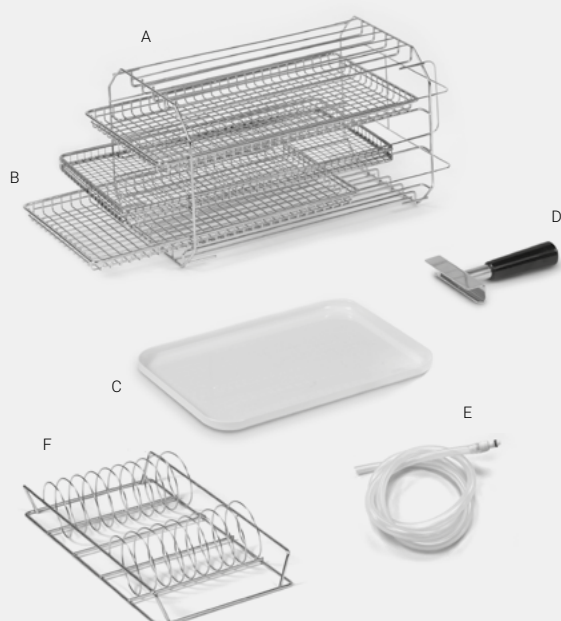
The data contained within these tables, regarding load capacities, serves as a non-binding guide to assist you in the selection of the most appropriate autoclave model.

COMPONENTS SUPPLIED




AH-21-B

- A. Stainless steel tray support for 5 trays.
- B. 3 stainless steel wire trays.
- C. Auxiliary plastic tray for collecting condensed water after opening the door in cycles without final drying.
- D. Holding clamp to move the trays.
- E. 1m silicone tubing with quick connection to drain the independent clean water tank and the independent waste water tank.
- F. Stainless steel bag support.



AHS-50-B and AHS-75-B

- A. Stainless steel tray support for 5 trays.
 - B. 2 stainless steel wire trays.
 - C. Auxiliary plastic tray for collecting condensed water after opening the door in cycles without final drying.
 - D. Holding clamp to move the trays.
 - E. 1m silicone tubing with quick connection to drain the independent clean water tank and the independent waste water tank.
- Stainless steel protecting grid for the heating elements.






ACCESSORIES


STAINLESS STEEL WIRE TRAYS

References		BAH-21	BAH-50 B	BAH-75 B
External dimensions L x D mm		190 x 350	315 x 330	315 x 530
Maximum capacity for autoclaves with the following chamber volumes	22 L	5	-	-
	55 L	-	5	-
	79 L	-	-	5



STAINLESS STEEL WIRE HORIZONTAL BASKET

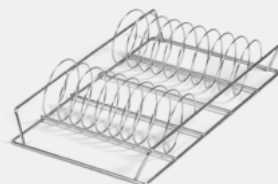
References		RB-AH-21	RB-AHS-50	RB-AHS-75
Dimensions	Exterior L x D x H mm	170 x 340 x 180	324 x 360 x 235	324 x 560 x 235
	Interior L x D x H mm	160 x 330 x 170	314 x 350 x 225	314 x 550 x 225
Maximum capacity for autoclaves with the following chamber volumes	22 L	1	-	-
	55 L	-	1	-
	79 L	-	-	1



STAINLESS STEEL BAG HOLDER SUPPORT*

References		BAP-21	BAP-75
External dimensions L x D x H mm		400 x 180 x 80	300 x 180 x 95
Positions / support		20	20
Maximum capacity for autoclaves with the following chamber volumes	22 L	1	-
	55 L	-	4
	79 L	-	6

*Possibility of adapting the size of this accessory according to the needs of each customer. For more information, please contact us.



STAINLESS STEEL CONTAINERS WITH FILTER ON THE LID

References		FC-215	FC-331	FC-338
Dimensions	Exterior L x D x H mm	285 x 185 x 65	300 x 300 x 110	300 x 300 x 85
	Interior L x D x H mm	275 x 175 x 55	290 x 290 x 100	290 x 290 x 75
Maximum capacity for autoclaves with the following chamber volumes	22 L	2	-	-
	55 L	6	2	2
	79 L	9	2	2



ACCESSORIES



FLEXIBLE TEMPERATURE PROBE PT-100 CLASS A

After installing this accessory, the temperature regulation of the sterilization cycle can be controlled by the main chamber temperature probe or both the main chamber temperature probe and the flexible temperature probe.

The temperature control by the flexible temperature probe is especially advantageous for processes involving the sterilization of large volumes of liquids, where the sterilization process is regulated by both the temperature achieved in the center of the liquid sample as well as the temperature achieved in the sterilization chamber. Furthermore, should the autoclave be opened at chamber temperatures higher than 80°C there is a risk of liquids boiling over which can be avoided if the temperature of the sample is controlled throughout the sterilization procedure. Must be installed at our factory.

Ref. PT-2-B-AH



Download technical data sheet



EXTERNAL MATRIX PRINTER

Prints program number, cycle number, temperature, time, date and hour and error messages.

Selectable print frequency between 10 and 240 seconds.

Connection: RS-232.

Requires factory adaptation.

Ref. ITS

Consumables: PAPER-ITS for paper and 70945 for ink ribbon



Download technical data sheet



EMBEDDED THERMAL PRINTER

Prints program number, cycle number, temperature, time, date and hour and error messages.

Selectable print frequency between 10 and 240 seconds.

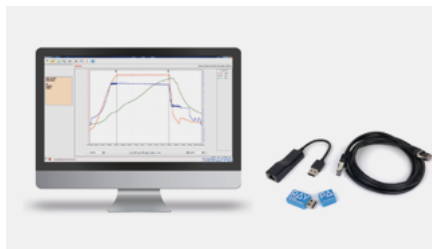
Must be installed at our factory.

Ref. IT/TS

Consumable: PAPER-IT for paper



Download technical data sheet



SW8000 SOFTWARE


Communication software between the equipment and the PC that allows the visualization and recording in real time or after each cycle. Cycles can also be exported to Excel or printed.

Connection to PC via Ethernet connection, data can also be exported directly with a USB stick.

Ref. SW8000



Download technical data sheet



CABLE GLAND

Installation of a Ø2mm or Ø4mm cable gland to provide access to as many as eight external temperature probes for calibration and validation procedures.

Ref. CG2MM and CG4MM



Download technical data sheet

ACCESSORIES



BENCHTOP AUTOCLAVE TABLE

Stainless steel table with casters (with brakes on two of them).

Designed to accommodate any model of benchtop autoclave, including larger models.

Dimensions (LxDxH): 800x900x800mm.

Ref. TABLE-AHS



Download technical data sheet



TRANSPORT TROLLEY

Auxiliary trolley to aid in the loading and unloading of the autoclave.

Made of chrome iron and plastic.

The surface of each shelf is textured to prevent the load from moving.

Rubber-coated casters to reduce noise and prevent floor wear.

Dimensions (LxDxH): 730x490x700mm

Ref. TR-TR



Download technical data sheet



AUTOMATIC WATER FILLING KIT

Water pump to automate the supply of the tank with purified water. Compatible with installations that have a purified water network, a purified water tank or installations with a non-purified water network; in the latter case a water purifier (ECOPUR-500) and a purified water tank (TANK-KLL) will be required.

Must be installed at our factory.

Ref. KLL-21 and KLL-AHS



Download technical data sheet



ECO-EFFICIENT WATER PURIFIER

Direct flow eco-efficient water purifier without water accumulation capable of filtering 1,3L/min with LED display.

The installation of this accessory requires the joint installation of the external tank (TANK-KLL) and the automatic water filling system (KLL-AHS or KLL-21).

Ref. ECOPUR-500



Download technical data sheet



PURIFIED WATER TANK

Alternative solution for the storage of up to 25L of purified water in the absence of a water network.

Ref. TANK-KLL



Download technical data sheet

ACCESSORIES



TEMPERATURE DATA LOGGER

Temperature recorder in AISI-316L stainless steel disk format with connection base and software.
Recommended for autoclave validation and for monitoring the internal temperature of vessels.
Available in various sizes.
Ref. VAL-DL



Download technical data sheet



PACK OF STERILIZATION TAPE

Class 1 indicator for steam sterilization. The color change indicates that the materials have been processed, but this is not a guarantee of a correct sterilization. Additional methods such as biological indicators are required (EN ISO 11138).
Pack of 5 rolls of 50m x 19mm tape.
Ref. TEST-CT



Download technical data sheet



BOWIE DICK TEST PACK

Class B indicator printed with non-toxic and plasticized inks that checks the correct penetration of steam in porous loads.
Box of 20 tests.
Ref. TEST-BD



Download technical data sheet

SPECIFIC SERVICES



IQ-OQ DOCUMENTATION

Delivery of IQ/OQ documentation and protocols for autoclave qualification through a third party.

Ref. IQ-OQ DOC



Download technical data sheet



IQ-OQ-PQ QUALIFICATION

Autoclave qualification service performed by RAYPA technicians or authorized entities. It covers the startup of the equipment and the comprehensive qualification of its performance.

Ref. IQ-OQ-PQ



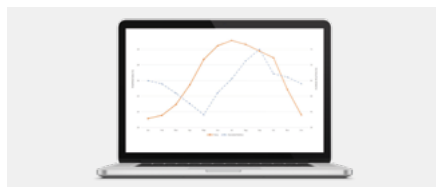
Download technical data sheet



CALIBRATION CERTIFICATE FOLLOWING ENAC TRACEABILITY STANDARDS

Unitary certification of proper equipment calibration and performance in compliance with international standards.

Ref. MAPEO-ENAC



MAPPING OF STABILITY AND HOMOGENEITY

Generation of documentary evidence certifying that the temperature and pressure distribution within the autoclave is uniform and stable, in accordance with the manufacturer's design specifications.

Ref. MAP-3, MAP-7 and MAP-9



ON-SITE COMMISSIONING & TRAINING

On-site commissioning, which includes verification of the correct operation and installation of the equipment and a training session for users on the use and maintenance of the equipment.

Ref. INSTAEB



Download technical data sheet



REMOTE COMMISSIONING & TRAINING

Guided remote startup including a training session for users on the operation and maintenance of the equipment.

Ref. INSTAEB-REM



Download technical data sheet



MAINTENANCE CONTRACT

Regular inspection plan that includes technical inspection, probe calibration and compliance with the preventive maintenance plan, in addition to tariff discounts.


Ref. MANT-1.4 and MANT-1.5



EXTENDED WARRANTY

Extended warranty up to a total of 3 years.

Ref. WE-CL

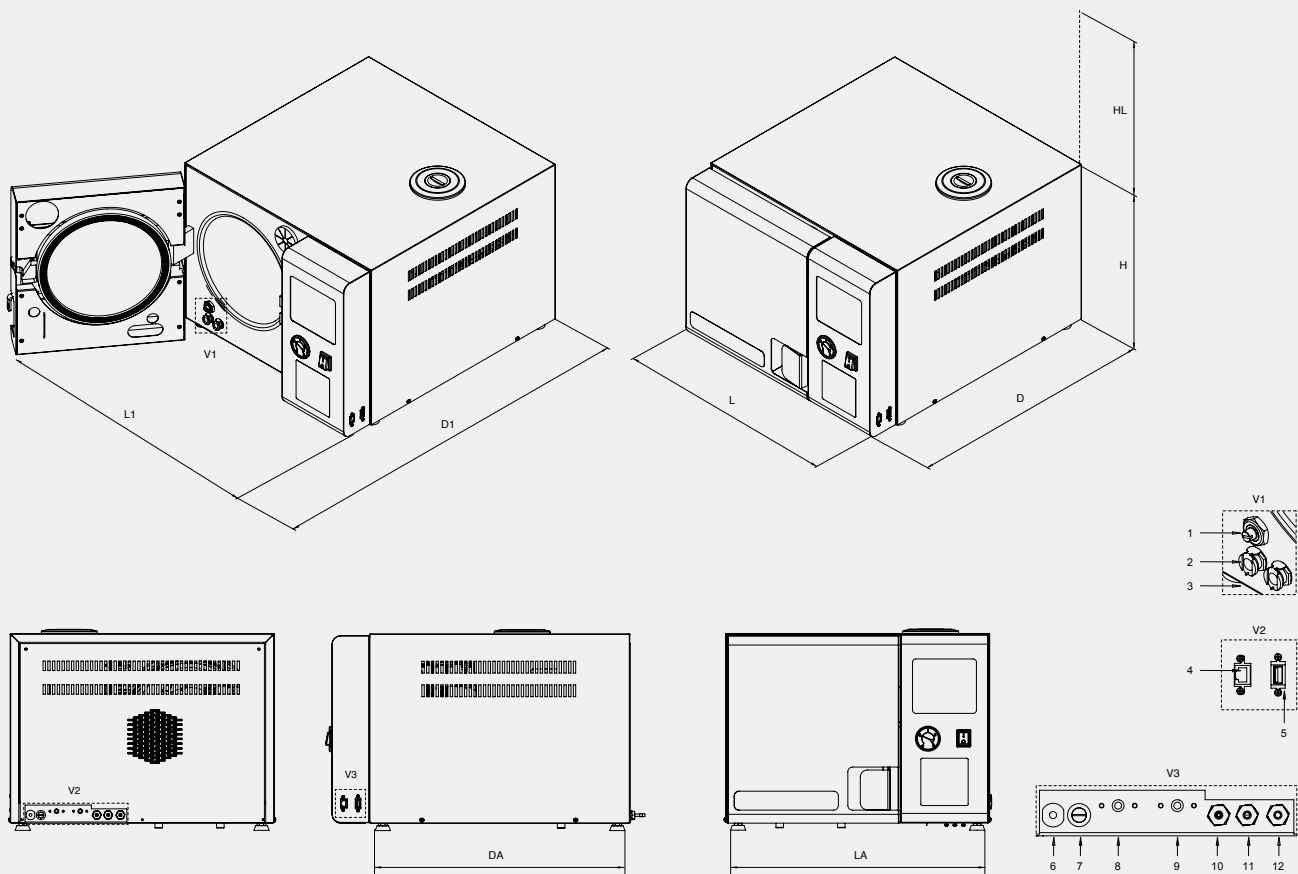


SET OF CONSUMABLES, SPARE PARTS AND ESSENTIAL COMPONENTS

Set of original spare parts, consumables and components, chosen specifically to adhere to each model's maintenance plan, intended to maximize equipment longevity and minimize downtime in the event of a malfunction.

TECHNICAL DRAWINGS

AH-21-B



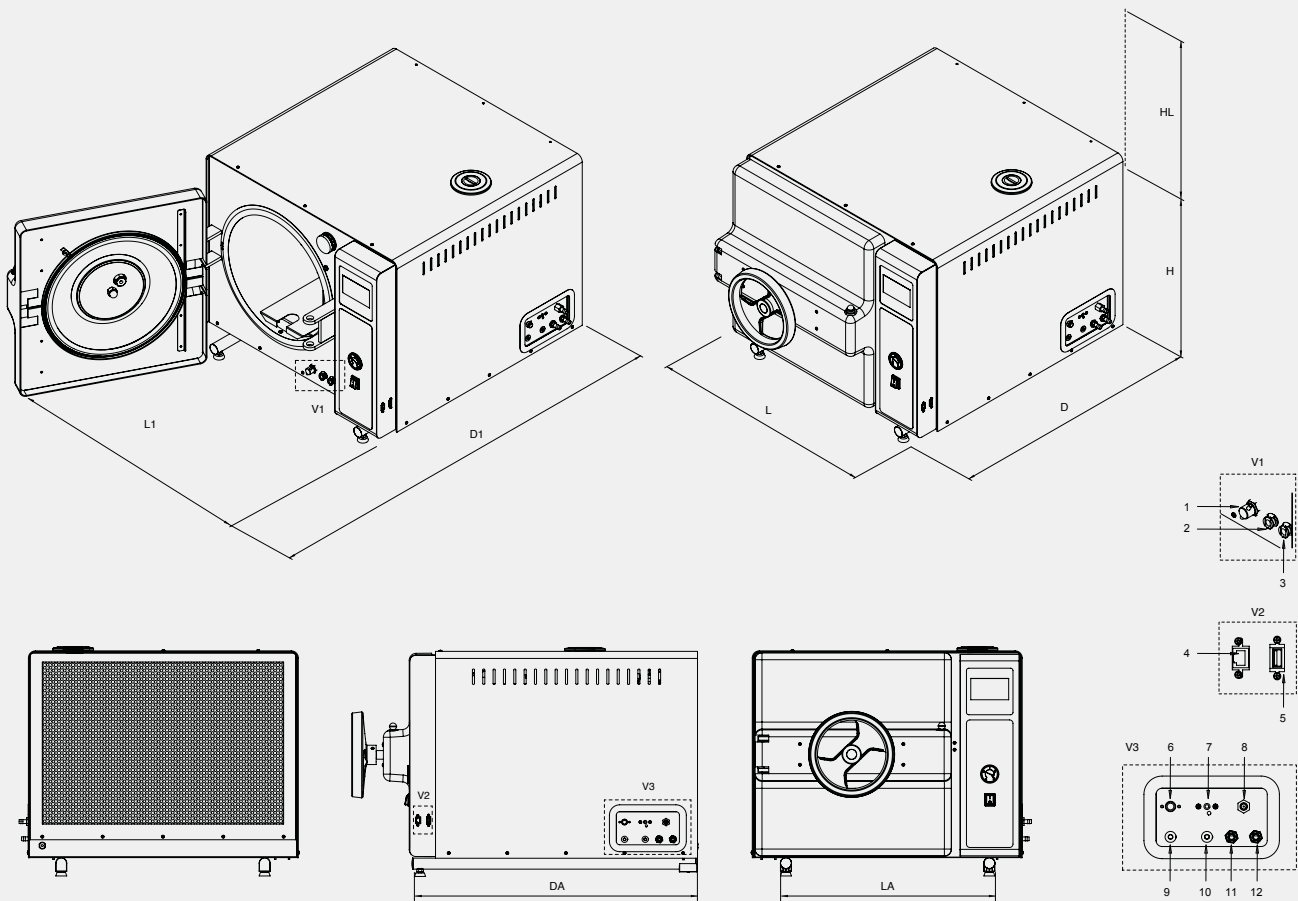
MODEL	L LENGTH with closed door	L1 LENGTH with maximum door opening	D DEPTH	D1 DEPTH with maximum door opening	H HEIGHT	LA x DA SUPPORT AREA	HL FREE HEIGHT for filling the independent water tank
AH-21-B	560 mm	740 mm	660 mm	970 mm	425 mm	537 x 527 mm	400 mm

CONNECTIONS

1	Access to the drain filter and sterilization chamber drain outlet	7	Mains fuse
2	Independent water tank drain outlet	8	Steam generator safety thermostat
3	Independent water tank drain outlet	9	Heating jacket safety thermostat
4	Ethernet port	10	Automatic water feed inlet (optional)
5	USB port	11	Independent water tank overflow outlet
6	Power cable	12	Safety valve outlet

TECHNICAL DRAWINGS

AHS-50-B and AHS-75-B














MODELS	L LENGTH with closed door	L1 LENGTH with maximum door opening	D DEPTH	D1 DEPTH with maximum door opening	H HEIGHT	LA x DA SUPPORT AREA	HL FREE HEIGHT for filling the independent water tank
AHS-50-B	805 mm	1240 mm	805 mm	1230 mm	650 mm	622 x 670 mm	400 mm
AHS-75-B	805 mm	1240 mm	1005 mm	1430 mm	650 mm	622 x 830 mm	400 mm

CONNECTIONS

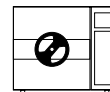
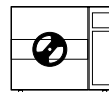
1	Access to the drain filter and sterilization chamber drain outlet	7	Steam generator safety thermostat
2	Independent water tank drain outlet	8	Power cable
3	Independent waste water tank drain outlet	9	Mains fuse
4	Ethernet port	10	Mains fuse
5	USB port	11	Independent water tank overflow outlet
6	Heating jacket safety thermostat	12	Safety valve outlet

TECHNICAL BRIEF

Available models		AH-21-B	AHS-50-B and AHS-75-B	
	General classification	Recommended setting	Healthcare, research and industry laboratories	
		Equipment placement	Benchtop	
		Load direction	Frontal	
		Chamber profile	Round	
	Recommended type of load	Objects of complex geometries	++	
		Porous solids and wrapped loads	++	
		Plastics and metal objects	++	
		Glassware	++	
		Laboratory waste bags	++	
		Liquids and culture media	++	
	Sterilization technology features	Steam generation method	Independent integrated steam generator	
		Type of purge	Vacuum	
		Prevacuum pulses by vacuum pump	✓	
		Vacuum drying by heating jacket and vacuum pump	✓	
	Transfer of data	Ethernet & USB	✓	
	Batch printers	Integrated printer	0	
	Sterilization chamber and door specifications	Sterilization chamber volume	22 L	55 - 79 L
		External building materials	Metallic & AISI-304	
		Sterilization chamber material	AISI-316L	
		Vacuum pump	Membrane	
		Gasket material	Silicone rubber	
		Sterilization temperature min. - max.	105 - 134 °C	
		Maximum pressure (above atmospheric pressure)	2,1 Barg	
		Mechanism to open the door	Handle	Wheel
		Direction in which the door opens	Frontal	
		Automatic locking with pressure	✓	
		Thermally insulated door	✓	
			User interface and microprocessor	Screen display
Screen size	5"			
Total number of available programs	50			
User management with administrator hierarchy	✓			
Automatic microprocessor control	✓			
	Special cycles and process optimization			Timer start
		Vacuum test	✓	
		Bowie-Dick test	✓	
		Final vacuum drying (to completely dry solid loads)	✓	
		Temperature regulation by flexible probe	0	
		Auto-preheating	✓	
	Adjustable cycle parameters	Number of prevacuum pulses	1 - 3	
		Temperature of sterilization phase	105 - 134 °C	
		Duration of sterilization phase	1 - 250 min	
		Duration of drying phase	1 - 360 min	
		Temperature control by flexible probe	On/Off	
		Sterilization mode (solids or liquids)	✓	
	Other specifications	Air inlet with bacteriological filter	✓	
		Independent clean water tank capacity	6 L	10 L
		Independent waste water tank capacity	2,6 L	6 L
		Flexible temperature probe	0	
		Rubber feet	✓	
		Pressure gauge	✓	
		Custom electrical features (115-230M V / 230-400T V)	0	
	Services	Third-party qualification (IQ-OQ-PQ)	0	

++ Recommended ✓ Included 0 Optional

TECHNICAL DATA



Specifications

References	AH-21-B	AHS-50-B	AHS-75-B
Total/usable volume of the chamber L	22/21	55/50	79/75
Usable dimensions of the chamber Ø max. x D mm	210 x 430	360 x 400	360 x 600
Volume of the built-in clean water tank L	6	10	10
Volume of the built-in waste water tank L	2,6	6	6
External dimensions L x D x H mm	560 x 660 x 425	805 x 805 x 650	805 x 1005 x 650
Maximum number of trays	5	5	5
Tray size L x D mm	190 x 350	315 x 330	315 x 530
Net weight Kg	65	114	132
Power W	2000	3600	3600
Standard voltage* V	230	230	230
Frequency Hz	50/60	50/60	50/60

*Other voltages and electrical configurations available on request.

Safety features

- Safety valve.
- Safety thermostats with manual rearm for the heating jacket and the steam generator.
- Pneumatic door blocking system while positive pressure exists inside the sterilization chamber.
- Open door sensor.
- Thermally insulated door.
- Water level detector in the independent integrated steam generator.
- Water level detector (min.- max.) in the independent clean water tank with overflow drainage.
- Water level detector (max.) in the independent waste water tank.
- Bacteriological filter for air inlet.
- Several visual and acoustic safety and warning alarms.

Regulations

All our AHS-B Series autoclaves are designed to comply with the strictest international directives and standards, including the following regulations:


- **EN-61010-1** Safety requirements for electrical equipment for measurement, control and laboratory use. **Part 1:** General requirements.
- **EN-61010-2-040 Part 2-040:** Requirements for laboratory autoclaves.
- **EN-61326** Electrical equipment for measurement, control and laboratory use. EMC requirements.
- **AD 2000 Merkblatt** Pressure vessels.
- **2014/35/EU** Low voltage.
- **2014/30/EU** Electromagnetic compatibility.
- **2014/68/EU** Pressure equipment.

General features

Adjustable sterilization temperature	105 - 134 °C
Adjustable sterilization time	1 - 250 min
Adjustable prevacuum pulses	1 - 3
Adjustable drying time	1 - 360 min
Max. pressure	2,1 Barg
Sterilization control system	Fully automatic microprocessor control by chamber temperature probe or flexible temperature probe
Air purge system	Mechanical displacement by vacuum pump
Heating system	Independent integrated steam generator
Vacuum drying system	Vacuum pump plus heating jacket
Prevacuum system	Vacuum pump
Sterilization chamber material	AISI-316L stainless steel
Gasket material	Silicone rubber
Connection to PC	Ethernet
Connection to printer	Integrated
Number of programs	50 (14 preset and 36 user free)
Programmable auto-start	Unlimited range
Screen type	5" TFT Touchscreen
Opening door mode	Front-loading swiveling door
Monitoring of sterilization parameters	Self-control of obtained values (T°, P & t) vs programmed values. Cycle is automatically interrupted if obtained values differ from programmed values
Pressure display	Pressure gauge on the control panel, digital display on screen, registry on software and printer tickets
Water management	Manual feed independent clean water tank that automatically feeds the independent integrated steam generator. Optional upgrade to fully automatic water feed directly from water network
Drainage system	Drainage connections for both drainage and overflow of the independent clean water tank, to drain the independent waste water tank and a screw to manually clean the drainage filter and drain the sterilization chamber
Feet	Feet with resistant rubber

MORE INFORMATION

 Watch video

 Download the installation guide



RAYPA

www.raypa.com

Avinguda del Vallès, 322
08227 Terrassa (Barcelona) Spain

